

HARDIE'S "STANDARD"

CORRUGATED ROOFING

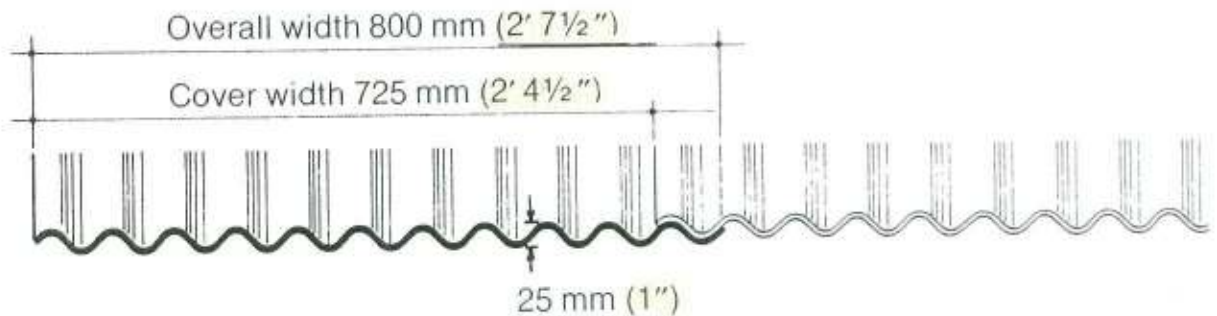
Corrugated asbestos-cement sheets with 75 (3") corrugations side lap.

| | | |
|-------------------------|-------|---|
| Width of sheet | 800 | (2'7½") |
| Net cover | 725 | (2'4½") |
| Thickness | 5.5 | (7/32") |
| Projection from framing | 25 | (1") |
| Stock lengths | 1 800 | (5'10 7/8") to |
| | 3 000 | (9'10 1/8") in 300 (11 13/16") nom. rises |

Art. S300: "Standard" Corrugated – Price per square metre – **\$1.41**

APPROX. PRICE PER SHEET "STANDARD" CORRUGATED

| | Lengths | | Lengths |
|---------------------|---------|--------------------|---------|
| 1 800 (5'10 7/8") | \$2.03 | 2 700 (8'10 5/16") | \$3.05 |
| 2 100 (6'10 11/16") | \$2.37 | 3 000 (9'10 1/8") | \$3.38 |
| 2 400 (7'10½") | \$2.71 | | |



NO CHANGE IN PROFILE, THICKNESS OR WIDTH

ACCESSORIES FOR FIXING CORRUGATED SHEETS (Prices on application)

- Roofing screws, 50 x 5 (2" x 12 gauge), per 100
- Roofing screws, 65 x 5 (2½" x 12 gauge), per 100
- Roofing screws, 75 x 6 (3" x 14 gauge), per 100
- Roofing screws, 90 x 6 (3½" x 14 gauge) per 100
- Roofing screws, 100 x 6 (4" x 14 gauge), per 100
- Roof Washers, galvanised, per 100
- Roof Washers, felt, per 100
- Plastic Bitumen, 570 millilitre nom. (1 pint)
- Plastic Bitumen, 1.15 litre nom. (1 quart)

ROOFING ACCESSORIES

2-PIECE FLUTED RIDGE CAPPING

Art. SS250: For "Super Six" sheets, Length 1 105 (3'7½") Net cover 1 000 (3'3½") each, \$2.72

Art. S330: For "Standard" sheets, Length 815 (2'8") Net Cover 725 (2'4½") each \$2.00



2-PIECE PLAIN ROLL RIDGING

Art. CM400: "Super-Six" or "Standard" Sheets Length 1 950 (6'4 7/8") Net Cover 1 800 (5'10 7/8") each, \$3.51



FLUTED SADDLE RIDGING

For New Contour "Super Six". Stock pitches:— 5°, 7½°, 10°, 12½°, 15°, 17½°, 20°, 22½°, 25°

Art. SS225: Fluted Saddle Ridging

Thickness 6.4 (¼"), each \$3.79

Thickness 7.5 (5/16"), each \$5.38

Art. SS225A: Vented Saddle Ridge, each \$3.79

Art. SS224: Double Vented Saddle Ridge, \$5.84



HALF-ROUND RIDGE CAPPING

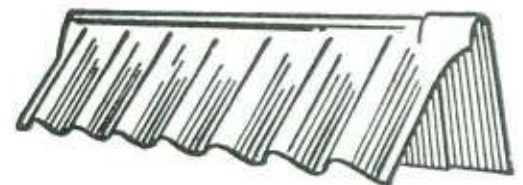
Art. SS260: Nom. diameter 225 (9") Length 455 (1'6") Net cover 405 (1'4") each \$0.47

*** SAWTOOTH RIDGE CAPPING

Art. SS255: "Super Six", 1-piece fixed angle 300 x 225 (12" x 9"), each \$2.32

Art. S331: "Standard" 1-piece fixed angle 255 x 225 (10" x 9"), each \$1.71

Art. SS259: "Super Six" 2-piece adjustable Fluted Wing 300 (12"), each \$1.36



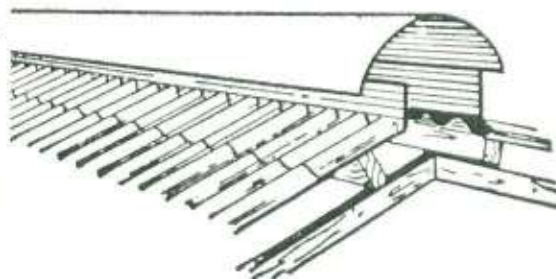
ROOFING ACCESSORIES (Contd.)

*** VENTILATING RIDGE

Manufactured to order, Price includes brackets and apron flashing. Stock lengths 1 950 (6'4 7/8") Net cover 1 800 (5'10 7/8")

Art. CM452: Diameter 580 (23"), price per metre **\$9.68**

Art. CM461: Diameter 290 (11½"), price per metre **\$5.63**



*** SKYLIGHTS AND MANHOLES

Manufactured to order in "Super Six" or "Standard" Sheets, Opening in position required.

Art. SS232: "Super Six" Skylight, opening 1 525 x 455 (5'0" x 1'6")

Art. S320 "Standard" Skylight, opening 965 x 380 (3'2" x 1'3")

Art. S321: "Standard" Skylight, opening 1 525 x 380 (5'0" x 1'3")

Art. SS245: "Super Six" Manhole, opening 990 x 405 (3'3" x 1'4")

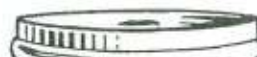
Art. S325: "Standard" Manhole, opening 990 x 405 (3'3" x 1'4")

Art. CM490: Lid for "Fibrolite" Manhole
Full particulars and prices on application



*** ART. CM440: ROOF VENTILATORS

Manufactured to order. Ridge and Slope Bases available to all sizes.




ROOFING ACCESSORIES (Contd.)

*** APRON FLASHING

Art. SS272: For "Super Six" Sheets

| | | |
|------------------|-----------------|--------|
| Stock lengths | 1 105 (3'7½") | |
| Net Cover | 1 000 (3'3½") | |
| Sizes – 225 x 50 | (9" x 2"), each | \$1.20 |
| 225 x 75 | (9" x 3"), each | \$1.20 |
| 225 x 100 | (9" x 4"), each | \$1.31 |
| 225 x 125 | (9" x 5"), each | \$1.31 |
| 225 x 150 | (9" x 6"), each | \$1.31 |



Art. S351: For "Standard" sheets

| | | |
|------------------|-----------------|--------|
| Stock lengths | 815 (2'8") | |
| Net cover | 725 (2'4½") | |
| Sizes – 200 x 50 | (8" x 2"), each | \$1.12 |
| 200 x 75 | (8" x 3"), each | \$1.12 |
| 200 x 100 | (8" x 4"), each | \$1.17 |
| 200 x 125 | (8" x 5"), each | \$1.17 |
| 200 x 150 | (8" x 6"), each | \$1.17 |

*** SIDE FLASHING

| | |
|---------------|----------------|
| Stock lengths | 2 400 (7'10½") |
| Net cover | 2 300 (7'6½") |

For "Super Six" Sheets

255 x 75 x 50 (10' x 3" x 2")

Art. SS268R: Right-hand socket, each \$2.72


Art. SS268L: Left-hand socket, each \$2.72

For "Standard" Sheets

150 x 75 x 25 (6" x 3" x 1")

Art. S350R: Right-hand socket, each \$2.24

Art. S350L: Left-hand socket, each \$2.24



GUTTER FLASHING

Art. SS285: For "Super Six" Sheets

Length 1 000 (3'3½"), each

\$0.89




ROOFING ACCESSORIES (Contd.)

BARGE MOULDING


Art. CM431: Plain Angle Barge

| | | |
|-------------------|-------------------|--------|
| Stock lengths | 1 800 (5'10 7/8") | |
| | 2 400 (7'10 1/2") | |
| Sizes – 100 x 100 | (4" x 4"), | |
| | Price per metre | \$0.59 |
| 150 x 150 | (6" x 6"), | |
| | Price per metre | \$0.79 |
| 200 x 200 | (8" x 8"), | |
| | Price per metre | \$0.92 |
| *** 225 x 225 | (9" x 9"), | |
| | Price per metre | \$0.98 |
| *** 250 x 250 | (10" x 10") | |
| | Price per metre | \$1.05 |
| *** 300 x 300 | (12" x 12") | |
| | Price per metre | \$1.25 |



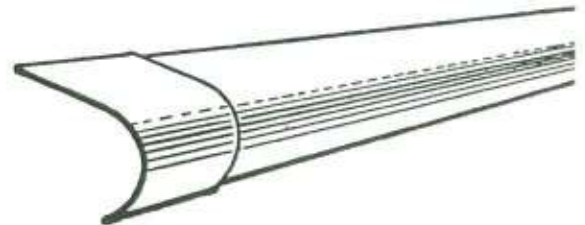
BARGE MOULDINGS WITH 25 (1") RETURN

| | | |
|--------------------------------|-------------------|-----------------|
| Stock lengths | 1 800 (5'10 7/8") | |
| | 2 400 (7'10 1/2") | |
| *** Art. CM432: 225 x 50 x 25 | (9" x 2" x 1") | price per metre |
| | | \$1.28 |
| Art. CM426: 225 x 100 x 25 | (9" x 4" x 1") | Price per metre |
| | | \$1.35 |
| *** Art. CM420: 225 x 200 x 25 | (9" x 8" x 1") | Price per metre |
| | | \$1.74 |



"J" MOULDING

| | |
|---|-------------------|
| Art. CM406: Dia of roll 125 (5") | |
| Stock length | 1 950 (6'4 3/8") |
| Net cover | 1 800 (5'10 7/8") |
| supplied with right or left hand recessed sockets as required | Price per metre |
| | \$1.18 |



COTTAGE MOULDING

| | |
|-------------------------------------|-------------------|
| Art. CM430: Dia of roll 90 (3 1/2") | |
| Stock length | 2 400 (7'10 1/2") |



ROOFING ACCESSORIES (Contd.)

STOP ENDS

| | |
|--|--------|
| Art. CM414: for 2-piece ridge, each | \$1.08 |
| Art. SS265: for 225 (9") dia, half-round ridge each | \$1.15 |
| Art. SS227: for fluted saddle ridge and 150 x 150 (6" x 6") barge, each | \$2.14 |
| Art. SS227: for fluted saddle ridge and 200 x 200 (8" x 8") barge, each | \$2.14 |
| Art. SS227A: for fluted saddle ridge and 225 x 100 x 25 (9" x 4" x 1") barge, each | \$2.14 |
| Art. SS227A: for fluted saddle ridge and 225 x 50 x 25 (9" x 2" x 1") barge, each | \$2.14 |
| Art. SS227B: for fluted saddle ridge and 'J' mould, each | \$2.14 |
| Art. SS227C: for fluted saddle ridge and cottage mould, each | \$2.14 |

| | |
|--|--------|
| ***Art. CM463: for 580 (23") Ventilating ridge, each | \$4.02 |
| ***Art. CM462: for 290 (11½") Ventilating ridge, each | \$3.35 |
| ***Art. S332L: for Standard 1-piece Sawtooth Ridge L/H, each | \$2.14 |
| ***Art. S332R: for Standard 1-piece Sawtooth Ridge R/H, each | \$2.14 |
| ***Art. SS246L: for Super Six 1-piece Sawtooth Ridge L/H, each | \$2.14 |
| ***Art. SS264R: for Super Six 1-piece Sawtooth Ridge R/H, each | \$2.14 |
| ***Art. S335L: for Standard 2-piece Sawtooth Ridge L/H, each | \$2.14 |
| ***Art. S335R: for Standard 2-piece Sawtooth Ridge R/H, each | \$2.14 |
| ***Art. SS270R: for Super Six 2-piece Sawtooth Ridge L/H, each | \$2.14 |
| R/H, each | \$2.14 |

GUSSETS

Manufactured to suit roof pitch


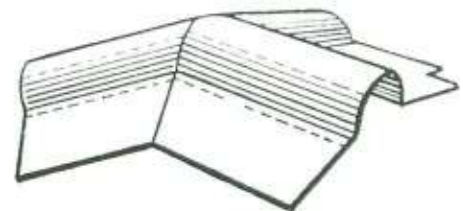
| | |
|---|--------|
| Art. CM418: Gusset for 2-piece ridge, each | \$3.35 |
| Art. SS296: Gusset for half-round ridge, each | \$3.35 |

APEX CAPS

| | |
|---|--------|
| Art. CM403: Apex Caps for 2-piece ridge. Stock pitches 10°, 15°, 17½°, 20°, 22½°, 25°, 26½°, each | \$3.35 |
| Art. CM417: Valley Apex Cap for 2-piece ridge, Stock pitches 15°, 20°, 25°, each | \$3.35 |
| Art. CM416: 4-way Apex Cap for 2-piece ridge, Stock pitches 15°, 20°, 25°, each | \$3.35 |
| Art. SS295: Apex Cap for half-round ridge, Stock pitches 15°, 20°, 25°, each | \$3.35 |
| Art. SS293: Valley Apex Cap for half-round ridge, Stock pitches 15°, 20°, 25°, each | \$3.35 |

SCRIBED BIRDPROOFING

| | |
|--|--------|
| Art. SS280: "Hardiflex" Eaves Birdproofing for "Super Six", each | \$0.26 |
| Expanded Metal Birdproofing for "Super Six", each | \$0.25 |



ROOFING ACCESSORIES (Contd.)

MITRE ANGLES

| | |
|---|--------|
| Art. CM409I: Internal for 'J' Mould, each | \$3.76 |
| Art. CM409E: External for 'J' Mould, each | \$3.76 |
| Art. CM437I: Internal for Cottage Mould, each | \$3.76 |
| Art. CM437E: External for Cottage Mould, each | \$3.76 |
| Art. CM435I: Internal for 225 x 100 x 25 (9" x 4" x 1") Mould, each | \$3.76 |
| Art. CM435E: External for 225 x 100 x 25 (9" x 4" x 1") Mould, each | \$3.76 |
| Art. CM427I: Internal for 225 x 50 x 25 (9" x 2" x 1") Mould each | \$3.76 |
| Art. CM427E: External for 225 x 50 x 25 (9" x 2" x 1") Mould, each | \$3.76 |



BARGE AND HIP STARTERS

| | |
|---|--------|
| Art. CM443: Barge starter for 'J' Mould, each | \$0.88 |
| Art. CM444: Barge starter for Cottage Mould, each | \$0.88 |
| Art. CM445: Barge starter for 3-wing Barge, each | \$0.88 |
| Art. CM401: Hip starter for 2-piece ridge, each | \$0.88 |
| Art. SS296: Hip starter for half-round ridge, each | \$0.88 |
| Art. S261: Barge starter for half-round barge, each | \$0.88 |